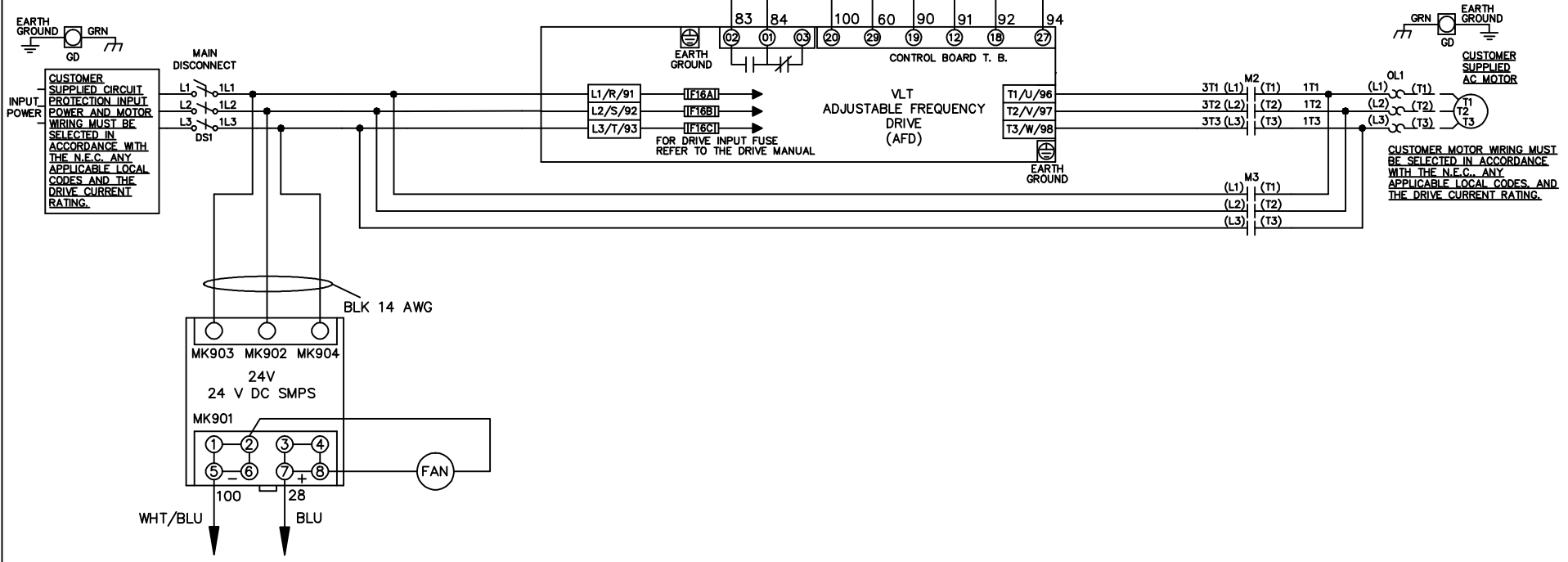


WIRE COLOR SCHEME
 BLACK - LINE VOLTAGE
 RED - AC CONTROL
 WHITE - AC GROUND
 WHITE - CIRCUIT CONDUCTOR
 BLUE - DC CONTROL
 WHT/BLU - DC CONTROL COMMON
 GREEN - CHASSIS GROUND

* ALL CONTROL WIRES ARE BLUE EXCEPT WHERE NOTED. TO ELECTROMECHANICAL RELAY BOARD



REV	ECN	DATE
A	SP08061	10/08

-NOTICE-
 THIS DRAWING IS PROPRIETARY AND SHALL NOT BE COPIED OR ITS CONTENTS DISCLOSED TO OUTSIDE PARTIES WITHOUT THE WRITTEN CONSENT OF THE TRANE COMPANY

DRN JNW
 2/14/07
 APR

NAME 208-600VOLT,2C,MAIN DISC
 ,DRIVE FUSE,EMB2,FRAME C1N12
 ,NO REACTOR & DVDT,SINGLE MTR
 MODEL VLT
 PAGE 1 OF 2
 SIZE A

THE TRANE COMPANY
 A DIVISION OF
 AMERICAN STANDARD INC.
 DWG NO. 174U5216

REV	ECN	DATE
A	SP08066	10/08

CONTACT SEQUENCE CHART FOR S1 X INDICATES CONTACT CLOSED	
POSITION	
CONTACT	
13-14	DRIVE
23-24	OFF BYPASS
	X

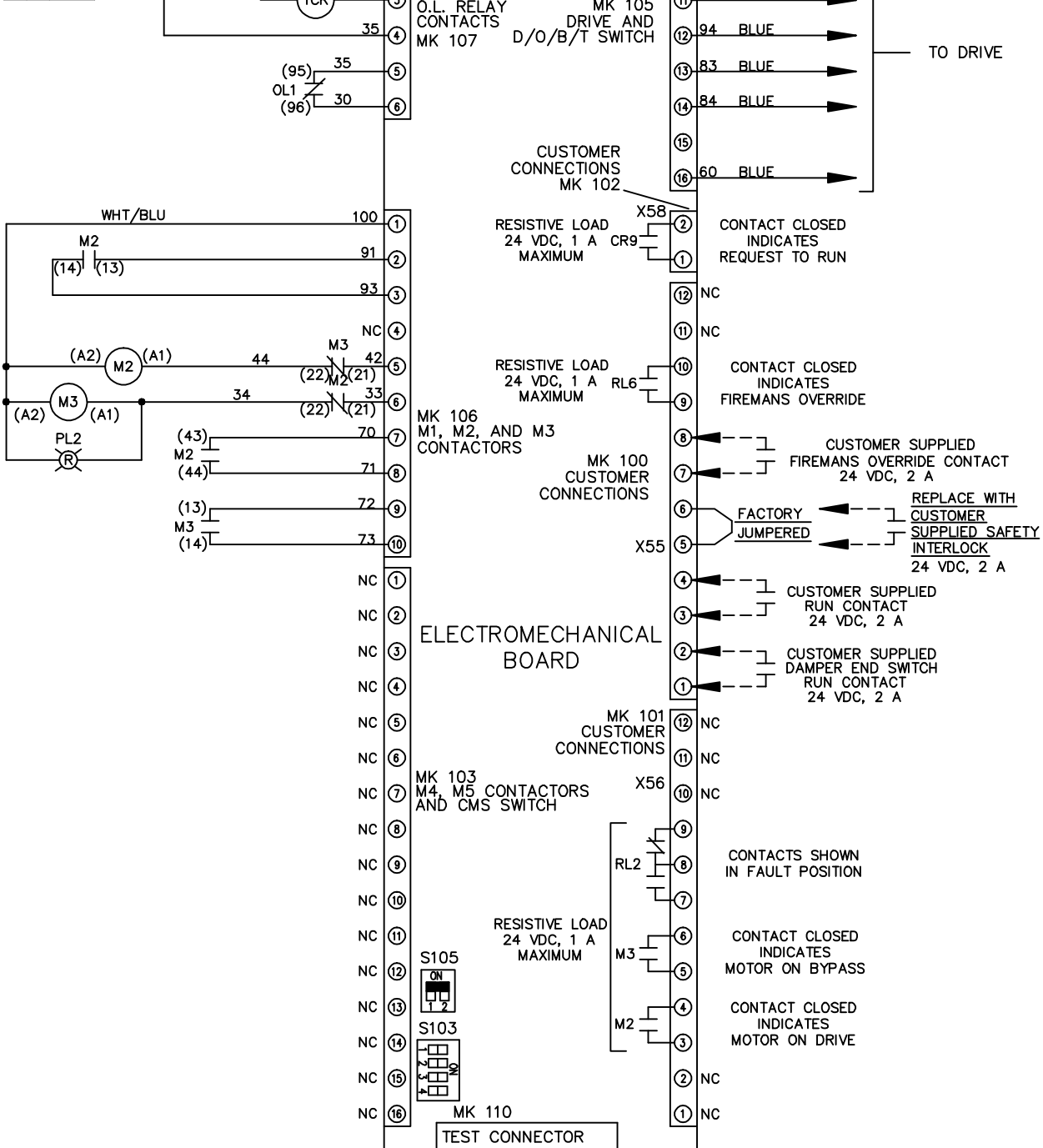
THIS DRAWING IS PROPRIETARY AND SHALL NOT BE COPIED OR ITS CONTENTS DISCLOSED TO OUTSIDE PARTIES WITHOUT THE WRITTEN CONSENT OF THE TRANE COMPANY

DRN JNW
2/14/07
APR

NAME 208-600VOLT, 2C, MAIN DISC
, DRIVE FUSE, EMB2, FRAME C1N12
, NO REACTOR & DVDI, SINGLE MTR

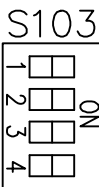

MODEL VLT
PAGE 2 OF 2
SIZE A
DWG NO. 174U5216

THE TRANE COMPANY
A DIVISION OF
AMERICAN STANDARD INC.



CUSTOMER CONNECTIONS X55, X56, X58
CLASS 2 POWER SOURCE
REQUIRED FOR FIELD CONNECTION
USE CLASS 1 CONDUCTORS
CONDUCTOR SIZE 28-14 AWG

FACTORY SETTING



CUSTOMER SETTING
AUTOMATIC BYPASS TIME SELECT
ONLY # 1 ON 30 SECONDS
ONLY # 2 ON 60 SEC.
ONLY # 3 ON 300 SEC
ALL ON 15 SEC.
ALL OFF NO AUTO BYPASS (FACTORY DEFAULT)